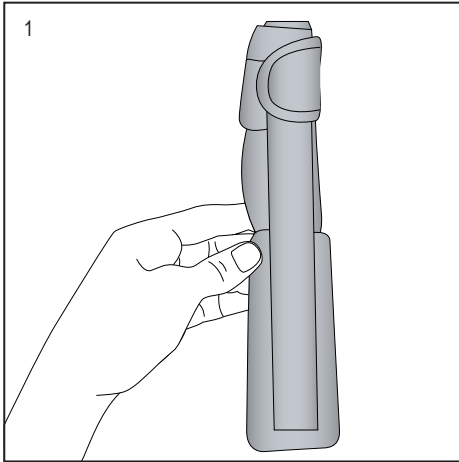
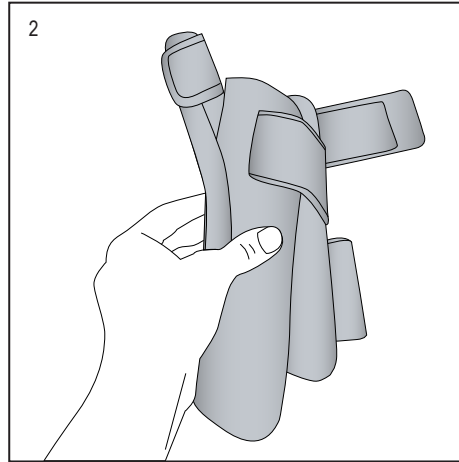


Warnings and Instructions: Review carefully, proper application is required

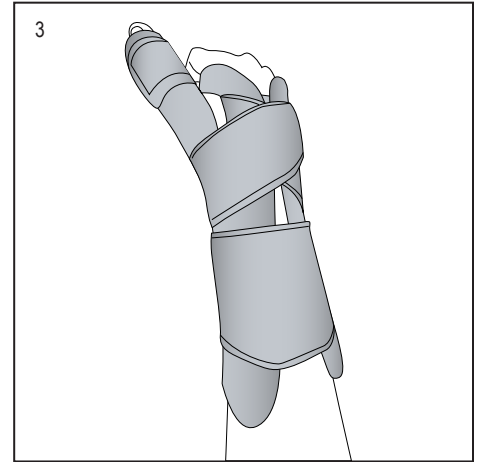
⚠ **Warning:** This device will not prevent or eliminate risk of injury. Do Not Overtighten. If swelling, pain, skin irritation, or an unusual reaction occurs, discontinue use immediately and consult your medical professional.
Care: Hand wash using mild soap. Rinse thoroughly. Air dry only. Do not tumble dry. For single patient use only.



1. Remove the TFO™ Thumb Guard from the package and prepare it to be fastened to the TFO™ brace body.



2. Place the Thumb Guard on the side of the TFO™ according to the affected limb. Adjust length of thumb by placing the attachment more proximal or distal.



3. Fasten all straps to complete application.

